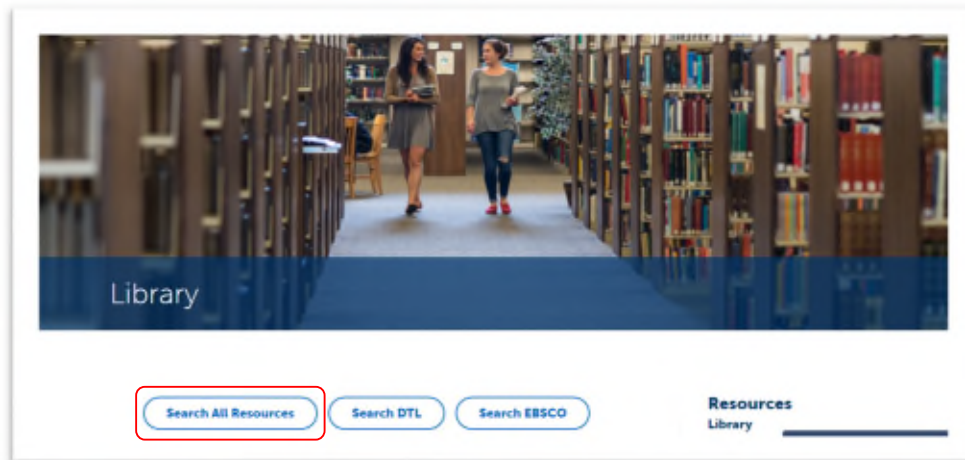
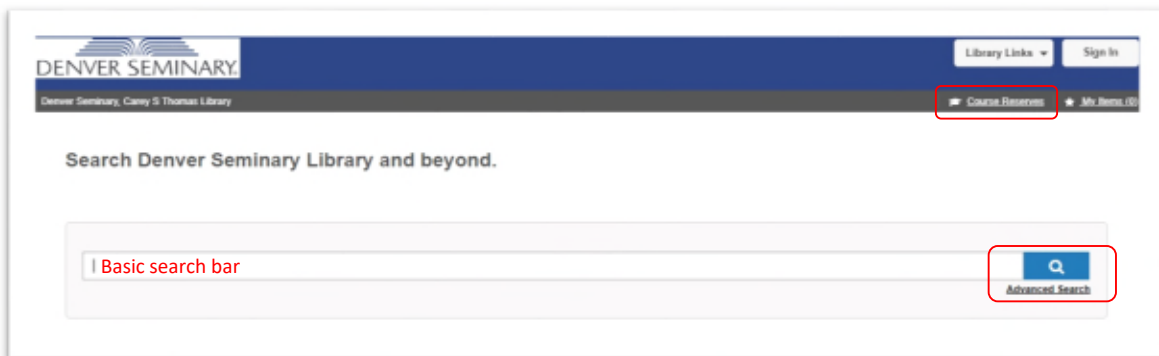


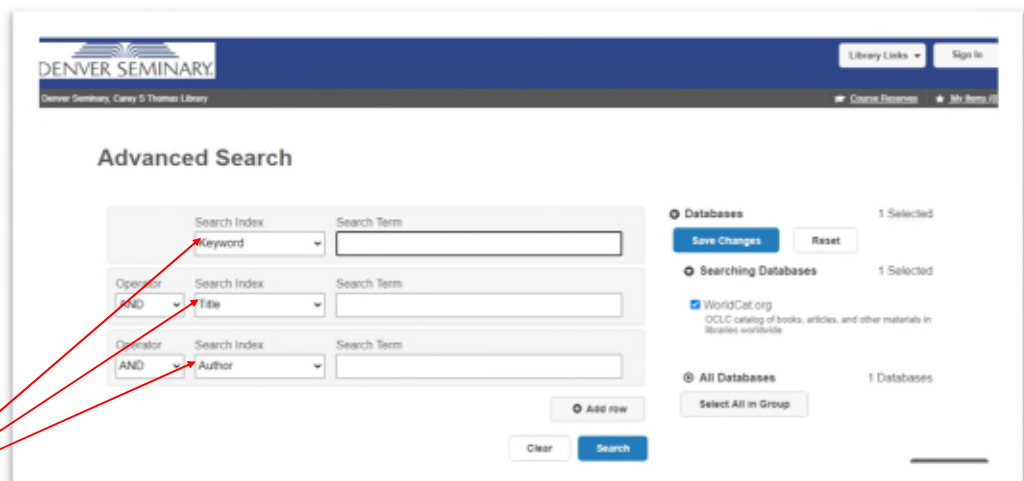
## Carey S. Thomas Library Locating and Accessing Resources

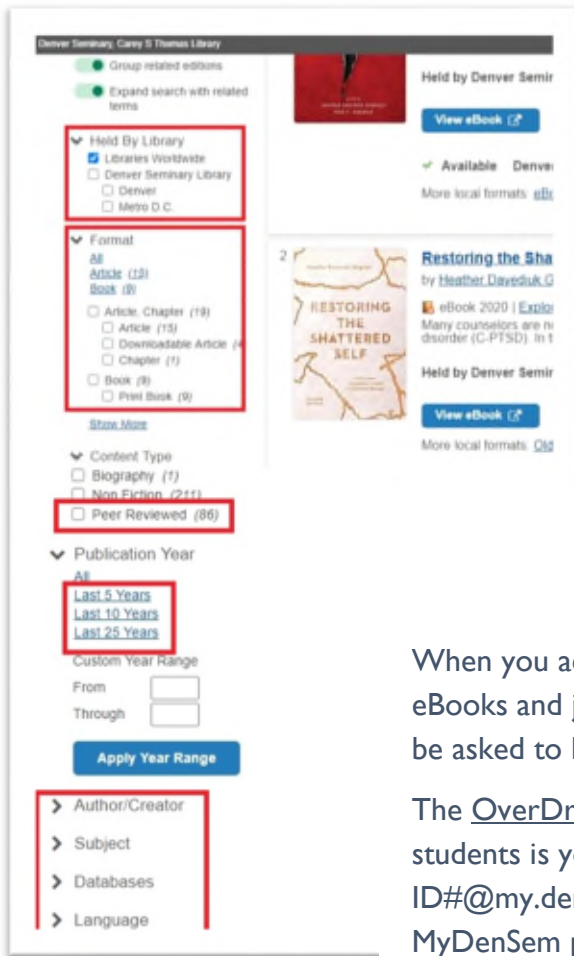


Search All Resources opens the library catalog. Searching the catalog returns print books, eBooks, including those in the Digital Theological Library, and some journal articles. *Not all journals are indexed at the article level here. For more information on locating journal articles see the PDF User Guides on the Research Resources page.* On the main catalog page, you can enter basic search terms and access course reserves.



Advanced Search gives you multiple search term choices to better refine results. It is best used when you have specific information such as the terms listed here.





Refine your search further with the choices on the left.

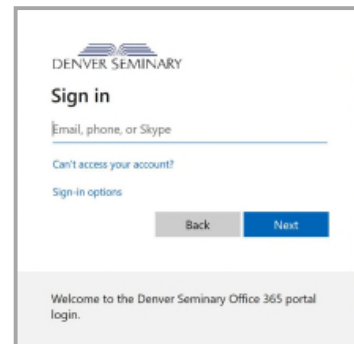
Use Denver Seminary Library to see all items in the Digital Theological Library and the Denver and Metro D.C. libraries.

Limit to Denver or Metro D.C. to see only print or physical items in each collection.

There are additional limits such as peer reviewed, publication date, author, subject, language, and more.

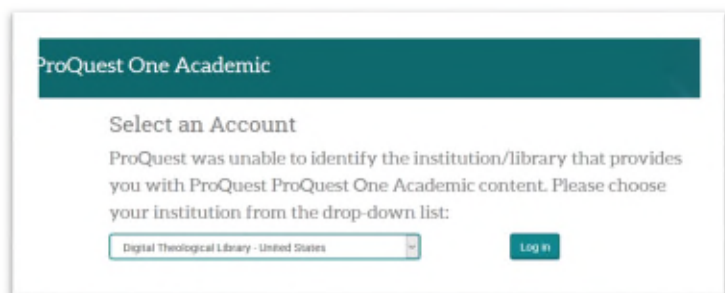
When you access the view button on eBooks and journal articles you will be asked to log in.

The OverDrive and EBSCO login for students is your student ID#@my.densem.edu and your MyDenSem password. Faculty and staff log in with your Denver Seminary Office 365 credentials.



The DTL login for students is student ID#. Faculty and staff use your Denver Seminary Office 365 user name without @densem.edu.

ProQuest items in the DTL will require you to choose your institution. It is always Digital Theological Library - United States.



For further help locating or accessing resources email [reserve@denverseminary.edu](mailto:reserve@denverseminary.edu).

