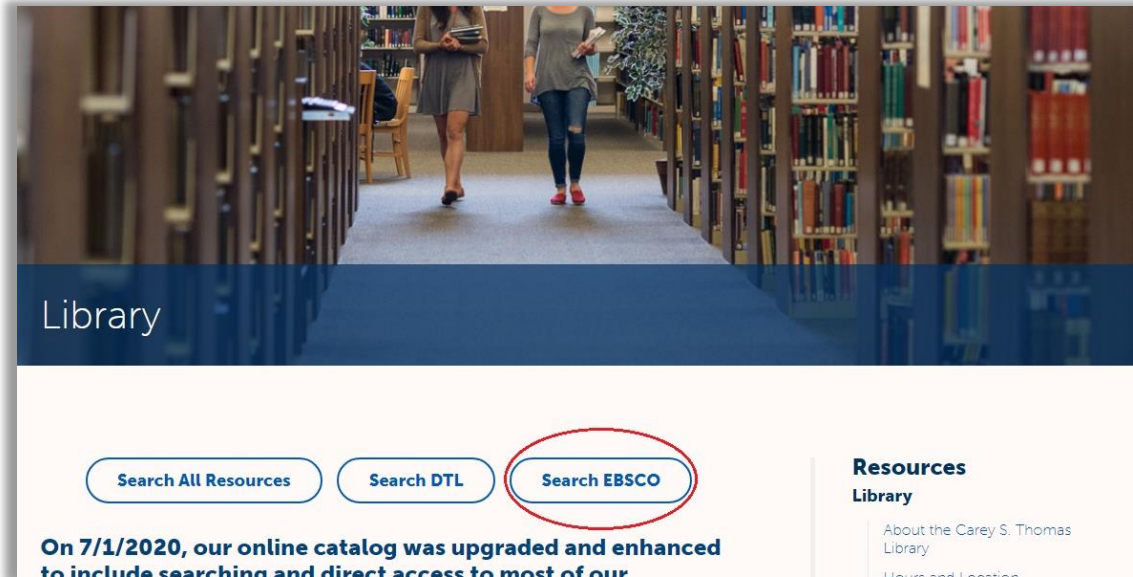
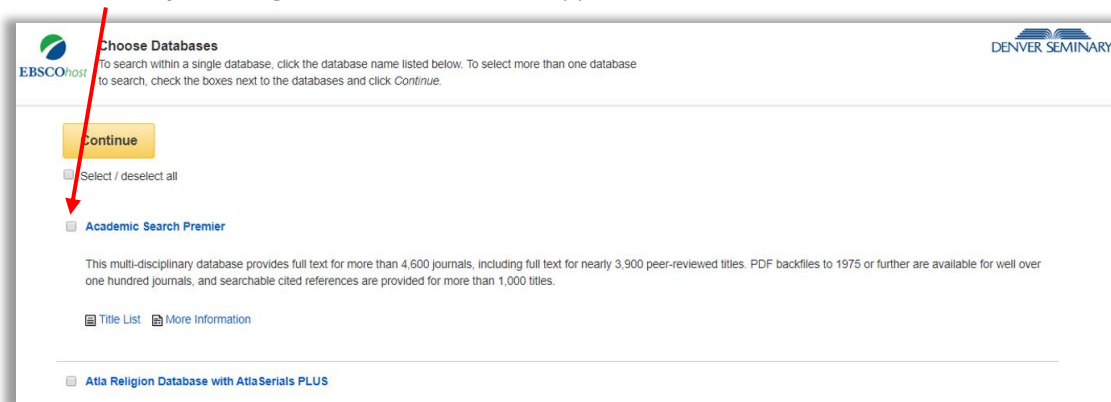


# EBSCOhost Denver Seminary User Guide

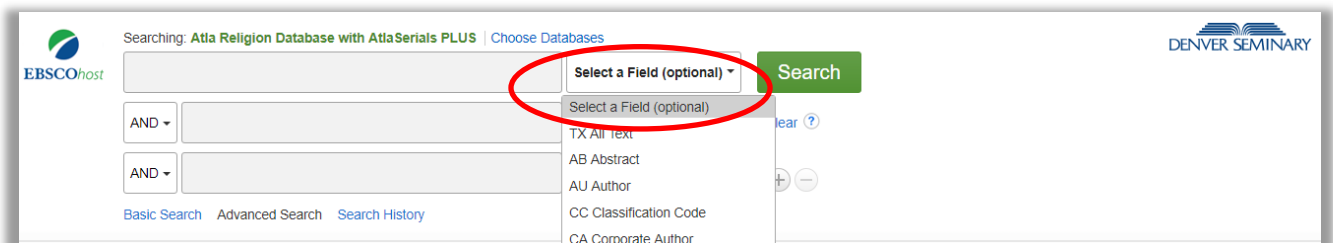
Access EBSCO databases from the Carey S. Thomas Library website [denverseminary.edu/resources/library/](http://denverseminary.edu/resources/library/)



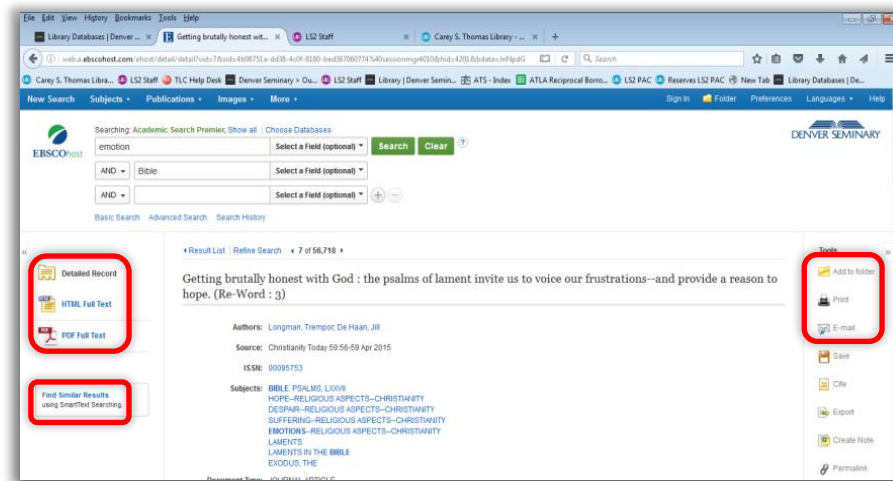
Students log in with your student ID #@my.densem.edu. Faculty and Staff log in with your Office 365 credentials, name@densem.edu (not first name.last name@denverseminary.edu) Select the databases you want to search by clicking on the select button(s) and “Continue.”



This will take you to the search page. Enter your search terms and use the dropdown list in “Select a Field” to define them.



View your results, open detailed records, access PDFs and HTMLs of the desired article(s), or refine your search using the list near the bottom of this page. From the Full Text of an article you can print a record, email it, add it to a folder, or save it to your Google Drive (must allow pop-ups). “Find Similar Results” link will allow you to access similar kinds of entries.



## Advanced Search Features

A number of features can help you limit or expand your results. These are on the left side of the search results page, under “Refine Results”. Limit a search with any of the following:

- Full Text
- References Available
- Scholarly Peer Reviewed Journals
- Publication Date
- Source Types (Academic Journals, Reviews, Magazines, Books, News)
- Subject
- Publication (Journal Title)
- Language

